



2010 Summary

# Community Health Status Assessment

Knox County, Tennessee

## Acknowledgments

### Knox County Mayor

**Mike R. Ragsdale**

### Knox County Commission

**Thomas Strickland (Chair)**, 1st District

**Samuel McKenzie**, 1st District

**Amy Broyles**, 2nd District

**Mark Harmon**, 2nd District

**Ivan Harmon**, 3rd District

**Tony Norman**, 3rd District

**Finbarr Saunders**, 4th District

**Ed Shouse**, 4th District

**Richard Briggs**, 5th District

**Mike Hammond**, 5th District

**Craig Leuthold**, 5th District

**Brad Anders**, 6th District

**Greg Lambert**, 6th District

**Michele Carringer**, 7th District

**R. Larry Smith**, 7th District

**Bud Armstrong**, 8th District

**Dave Wright**, 8th District

**Mike Brown**, 9th District

**Paul Pinkston**, 9th District

### Knox County Board of Health

**Rebecca E. Gompf, DVM (Chair)**

UTK College of Veterinary Medicine

**Jack E. Gotcher, Jr., DMD, PhD**

Second District Dental Society

**Dianna C. Drake, PharmD**

Tennessee Valley Pharmacists Assoc.

**Monte Biggs, MD**

Knoxville Academy of Medicine

**Martha Buchanan, MD**

Director, Knox County Health Dept.

**John Lacey, MD**

Knoxville Academy of Medicine

**Dr. James P. McIntyre, Jr.**

Superintendent, Knox County Schools

**Mike R. Ragsdale**

Knox County Mayor

**Patricia M. Williams, RN, MPH**

Tennessee Nurses Assoc., District II

### Knox County Health Department

**Martha Buchanan, MD**

Director

**Mark Miller, MS**

Deputy Director

### Special thanks to:

**Gary Acuff**

**Kathleen C. Brown, PhD, MPH, CHES**

**Whitney Flanagan**

**Trina Gallman, MPH**

**Terri Geiser, MPH**

**Sarah Harder, MPH**

**Angela Hoffman, MS**

**Albert Iannacone, MS**

**Jennifer Johnson, MSN**

**Alicia Mastronardi, MPH**

**Donna Parang, MS**

**J. Mark Prather, PhD**

**Ranee Randby**

**Judy Roitman, CMSW**

**Roberta Sturm, MPH**

**Stephanie Welch, MS-MPH, RD, LDN**

**Carlos A. Yunsan, MS-MPH**

## Introduction

In 1998, the Institute of Medicine defined public health as “what we as a society do collectively to assure the conditions in which people can be healthy.”

Improving health is a shared responsibility of health care providers and public health officials, as well as a variety of organizations and individuals who contribute to the well-being of our community. No single entity can make a community healthy. So much more can be accomplished by working together with a common vision to improve health.

Together! Healthy Knox provides a framework for bringing together the individuals, groups and organizations that make up our local public health system, and guides our community to identify and take action on priority health issues. The approach used by Together! Healthy Knox is a paradigm shift from operational to strategic thinking, from a needs-based to an asset-based emphasis and from an agency focus to a broad community focus — a new way of doing business.

From	To
Operational planning	Strategic planning
Focus on the agency	Focus on community & entire public health system
Needs assessment	Emphasis on assets and resources
Medically oriented model	Broad definition of health
Agency knows all	Everyone knows something

Together! Healthy Knox uses the Mobilizing for Action through Planning and Partnerships (MAPP) model for community health planning, developed through a cooperative agreement between the National Association of County and City Health Officials and the Centers for Disease Control and Prevention (see figure at right).

In support of Together! Healthy Knox, the Knox County Health Department is pleased to present this summary report of the *2010 Community Health Status Assessment: Knox County, Tennessee*. The purpose of the assessment is to provide a snapshot of the health status of Knox County residents; to provide useful information for local programmatic and fiscal decisionmaking; and to inform the development of a strategic community health improvement plan.




















































This assessment corresponds to the Community Health Status Assessment of the MAPP model. The report begins with a demographic profile of Knox County, followed by a quick visual reference of important health indicators, including Behavioral Risk Factors, Cancer and Chronic Illness, Environmental Health, Health Resource Availability, Maternal and Child Health and Social and Mental Health. Knox County’s figures are compared to those of Tennessee, the United States and Healthy People 2010. A full report, available online, provides all of the data used to create this summary as well as additional data and comparisons.




Complete assessment reports are available at [www.healthyknox.org/assessments](http://www.healthyknox.org/assessments)




































## Demographics of Knox County, Tennessee, 2008




Category	County Actual
<b>Gender</b>	
Female	51.7%
Male	48.3%
<b>Age</b>	
0 – 5	6.4%
5 – 9	6.5%
10 – 14	6.0%
15 – 19	6.4%
20 – 24	7.8%
25 – 34	13.1%
35 – 44	14.4%
45 – 54	14.6%
55 – 59	6.3%
60 – 64	5.6%
65 – 74	6.9%
75 – 84	4.7%
85 or older	1.4%
<b>Race</b>	
White	87.3%
Black or African American	8.3%
Other, including more than one race	4.1%
<b>Ethnicity</b>	
Hispanic/Latino	2.4%
Non-Hispanic	84.6%
<b>Education (population 25 years and older)</b>	
Less than high school	11.2%
High school diploma or GED	26.7%
Vocational, some college or Associates degree	27.4%
Bachelors degree	22.4%
Graduate degree	12.2%
<b>Annual household income</b>	
<\$10,000	9.5%
\$10,000-\$14,000	5.1%
\$15,000-\$24,000	12.5%
\$25,000-\$34,999	11.3%
\$35,000-\$49,999	16.0%
\$50,000-\$74,000	17.6%
\$75,000-\$99,999	11.2%
\$100,000-\$149,000	9.9%
\$150,000-\$199,999	3.7%
\$200,000 or greater	3.3%






Source: U.S. Census Bureau, 2008 American Community Survey 1-Year Estimates




INDICATOR	TENNESSEE	U.S.	HEALTHY PEOPLE 2010
<b>Behavioral Risk Factors</b>			
<b>Cancer Screening</b>			
Mammogram			
Pap Test			
Sigmoidoscopy or Colonoscopy			
<b>Immunization</b>			
Flu Vaccine in Adults Age 65 Years and Older			
Pneumococcal Vaccine in Adults Age 65 Years and Older			
<b>Oral Health</b>			
Natural Teeth Extraction			
<b>Overweight and Obesity</b>			
Obese Adults			
Obese or Overweight Adults			n/a
Obese or Overweight Children	n/a		
<b>Physical Activity</b>			
Moderate or Vigorous Physical Exercise			
No Leisure Time Physical Activity for Adults			
Physical Activity in High School Students			
Physical Education Classes for High School Students			
<b>Responsible Sexual Activity</b>			
Condom Use for Sexually Active Adolescents			
<b>Substance Use</b>			
Adult Smoking			
Adolescent Tobacco Use			
Adolescent Binge Drinking			




 Knox County is worse in comparison     Knox County is similar in comparison     Knox County is better in comparison











INDICATOR	TENNESSEE	U.S.	HEALTHY PEOPLE 2010
<b>Cancer and Chronic Illness</b>			
<b>Cancer</b>			
Cancer Deaths			
Breast Cancer Deaths			
Cervical Cancer Deaths			
Colorectal Cancer Deaths			
Lung, Trachea, Bronchus Cancer Deaths			
Prostate Cancer Deaths			
Skin Cancer Deaths			
<b>Chronic Illness</b>			
Asthma			n/a
Cerebrovascular Disease Deaths			
Diabetes			
Deaths from Disease of the Heart			
Hypertension			



 Knox County is worse in comparison     Knox County is similar in comparison     Knox County is better in comparison



INDICATOR	TENNESSEE	U.S.	HEALTHY PEOPLE 2010
<b>Environmental Health</b>			
Water has met EPA Contaminant Requirements	n/a		
Solid Waste Recycling	n/a		
Emission of Toxic Chemicals	n/a	n/a	

INDICATOR	TENNESSEE	U.S.	HEALTHY PEOPLE 2010
<b>Health Resource Availability</b>			
Health Insurance			

 Knox County is worse in comparison  
  Knox County is similar in comparison  
  Knox County is better in comparison

INDICATOR	TENNESSEE	U.S.	HEALTHY PEOPLE 2010
<b>Maternal and Child Health</b>			
Adolescent Pregnancy			
Infant Mortality			
Low Birth Weight			
Prenatal Care			
Preterm Births			

INDICATOR	TENNESSEE	U.S.	HEALTHY PEOPLE 2010
<b>Social and Mental Health</b>			
Suicide			

 Knox County is worse in comparison  
  Knox County is similar in comparison  
  Knox County is better in comparison



## 2010 Summary Community Health Status Assessment Report: Knox County, Tennessee Measures, Data Sources, and Years of Data

MEASURE	DATA SOURCE(S)	YEARS
<b>Behavioral Risk Factors</b>		
<b>Cancer Screening</b>		
<b>Mammogram:</b> Percentage of adult women ages 40 and older who received a mammogram within the past two years	Behavioral Risk Factor Surveillance System	2008
<b>Pap Test:</b> Percentage of adult women who received a pap test within the preceding three years	Behavioral Risk Factor Surveillance System	2008
<b>Sigmoidoscopy or Colonoscopy:</b> Percentage of adults 50 and older who ever received a sigmoidoscopy or colonoscopy in their lifetime	Behavioral Risk Factor Surveillance System	2008
<b>Immunization</b>		
<b>Flu Vaccine in Adults Age 65 Years and Older:</b> Percentage of adults 65 and older who received a flu vaccine within the last 12 months	Behavioral Risk Factor Surveillance System	2008
<b>Pneumococcal Vaccine in Adults Age 65 Years and Older:</b> Percentage of adults 65 and older who ever received a pneumococcal vaccine	Behavioral Risk Factor Surveillance System	2008
<b>Oral Health</b>		
<b>Natural Teeth Extraction:</b> Percentage of adults 65 and older who have had all their natural teeth extracted	Behavioral Risk Factor Surveillance System	2008
<b>Overweight and Obesity</b>		
<b>Obese Adults:</b> Percentage of adults who are classified as obese based on height and weight reported (Body Mass Index greater or equal to 30)	Behavioral Risk Factor Surveillance System	2008
<b>Obese or Overweight Adults:</b> Percentage of adults who are classified as obese or overweight based on height and weight reported (Body Mass Index greater than or equal to 25)	Behavioral Risk Factor Surveillance System	2008
<b>Obese or Overweight Children:</b> Percentage of children and adolescents ages 6-18 who are obese or overweight	Knox County Health Department and Knox County, Tennessee Schools and National Health and Nutrition Examination Survey	2008 and 2006
<b>Physical Activity</b>		
<b>Moderate or Vigorous Exercise:</b> Percentage of adults who met requirement for weekly moderate or vigorous physical activity	Behavioral Risk Factor Surveillance System	2007 and 2005
<b>No Leisure Time Physical Activity for Adults:</b> Percentage of adults who did not participate in any leisure time physical activity in the last month	Behavioral Risk Factor Surveillance System	2008
<b>Physical Activity in High School Students:</b> Percentage of high school students who engaged in physical activity for at least 60 minutes on five or more of the previous seven days	Behavioral Risk Factor Surveillance System	2009 and 2007
<b>Physical Education Classes for High School Students:</b> Percentage of high school students who attended a physical education class five or more hours in average school week	Youth Risk Behavior Survey	2009 and 2007

Continued on pg. 8

MEASURE	DATA SOURCE(S)	YEARS
<b>Behavioral Risk Factors (Continued)</b>		
<b>Responsible Sexual Activity</b>		
<b>Condom Use for Sexually Active Adolescents:</b> Percentage of sexually active high school students who report using a condom at last intercourse	Youth Risk Behavior Survey	2009 and 2007
<b>Substance Use</b>		
<b>Adult Smoking:</b> Percentage of adults who report being current smokers (smoke every day or some days)	Behavioral Risk Factor Surveillance System	2008
<b>Adolescent Tobacco Use:</b> Percentage of high school students who report using tobacco products in the past month	Youth Risk Behavior Survey	2009 and 2007
<b>Adolescent Binge Drinking:</b> Percentage of high school students who report binge drinking (consuming five or more alcoholic drinks within a couple of hours) in the past month	Youth Risk Behavior Survey	2009 and 2007
<b>Cancer and Chronic Illness</b>		
<b>Cancer</b>		
<b>Cancer Deaths:</b> Number of overall cancer deaths per 100,000 population, age adjusted	Tennessee Cancer Registry and United States Cancer Statistics	2002 – 2006
<b>Breast Cancer Deaths:</b> Number of female breast cancer deaths per 100,000 females, age adjusted	Tennessee Cancer Registry and United States Cancer Statistics	2002 – 2006
<b>Cervical Cancer Deaths:</b> Number of cervical cancer deaths per 100,000 females, age adjusted	Tennessee Cancer Registry and United States Cancer Statistics	2002 – 2006
<b>Colorectal Cancer Deaths:</b> Number of colorectal cancer deaths per 100,000 population, age adjusted	Tennessee Cancer Registry and United States Cancer Statistics	2002 – 2006
<b>Lung, Trachea, Bronchus Cancer Deaths:</b> Number of lung, trachea, bronchus cancer deaths per 100,000 population, age adjusted	Tennessee Cancer Registry and United States Cancer Statistics	2002 – 2006
<b>Prostate Cancer Deaths:</b> Number of prostate cancer deaths per 100,000 males, age adjusted	Tennessee Cancer Registry and United States Cancer Statistics	2002 – 2006
<b>Skin Cancer Deaths:</b> Number of melanoma deaths per 100,000 population, age adjusted	Tennessee Cancer Registry and United States Cancer Statistics	2002 – 2006
<b>Chronic Illness</b>		
<b>Asthma:</b> Percentage of adults ever diagnosed with asthma	Behavioral Risk Factor Surveillance System	2008
<b>Cerebrovascular Disease Deaths:</b> Number of deaths from cerebrovascular diseases per 100,000 population, age adjusted	Tennessee Department of Health, Health Information Tennessee and National Vital Statistics System	2006
<b>Diabetes:</b> Percentage of adults who reported being diagnosed with diabetes in their lifetime	Behavioral Risk Factor Surveillance System	2008
<b>Deaths from Diseases of the Heart:</b> Number of deaths from diseases of the heart death rate per 100,000 population, age adjusted	Tennessee Department of Health, Health Information Tennessee and National Vital Statistics System	2006
<b>Hypertension:</b> Percentage of adults who report being told they had hypertension or high blood pressure	Behavioral Risk Factor Surveillance System	2007 and 2005

Continued on pg. 9

MEASURE	DATA SOURCE(S)	YEARS
<b>Environment Health</b>		
<b>Emission of Toxic Chemicals:</b> Emission of toxic chemicals into the air by industrial and other fixed facilities	Knox County Health Department, Epidemiology Program and U.S. Environmental Protection Agency	2007
<b>Solid Waste Recycling:</b> Percentage of solid waste recycled annually	Knox County Health Department, Epidemiology Program and U.S. Environmental Protection Agency	2007
<b>Water Has Met EPA Contaminant Requirements:</b> Residents whose drinking water has met EPA contaminant requirements with <u>no exceptions</u> for at least 10 years	Knox County Health Department, Epidemiology Program and U.S. Environmental Protection Agency	2007 and 2005
<b>Health Resource Availability</b>		
<b>Health Insurance:</b> Percentage of adults 18-64 with any kind of health insurance	Behavioral Risk Factor Surveillance System	2008
<b>Maternal and Child Health</b>		
<b>Adolescent Pregnancy:</b> Number of pregnancies per 1,000 females ages 15-17	Tennessee Department of Health, Office of Policy, Planning and Assessment, Division of Health Statistics and National Survey of Family Growth	2008 and 2002
<b>Infant Mortality:</b> Number of infant deaths of children less than one year of age per 1,000 live births	Tennessee Department of Health, Health information Tennessee and National Vital Statistics System	2006
<b>Low Birth Weight:</b> Percentage of low birth weight infants born (infants born weighing less than 5 pounds, 8 ounces (2,500 grams))	Tennessee Department of Health, Health information Tennessee and National Vital Statistics System	2006
<b>Prenatal Care:</b> Percent of women who gave birth and had early and adequate prenatal care (based on Kessner Index)	Tennessee Department of Health, Health information Tennessee and National Vital Statistics System	2006 and 2002
<b>Preterm Births:</b> Percentage of pre-term births (born less than 37 weeks gestation) annually	Tennessee Department of Health, Health information Tennessee and National Vital Statistics System	2006 and 2005
<b>Social and Mental Health</b>		
<b>Suicide:</b> Number of suicide deaths per 100,000 population, age adjusted	Tennessee Department of Health, Health information Tennessee and National Vital Statistics System	2006



2010 Summary  
**Community Health  
Status Assessment**



Knox County, Tennessee

Knox County Health Department  
140 Dameron Avenue  
Knoxville, Tennessee 37917  
(865) 215-5170  
[stephanie.welch@knoxcounty.org](mailto:stephanie.welch@knoxcounty.org)  
[www.knoxcounty.org/health](http://www.knoxcounty.org/health)

